

A Series by SHERMANN Audio

MRL5

The lightweight SHERMANN Audio MRL5 is a compact two way multi-role model supplied in passive drive format.

Standard hardware includes both GS-TA4 flying track & safety tie set for use with our GS-F4 flying brackets or GS-W4 wall brackets.

Also supplied is a GSA1/35 stand mount adaptor to enable use with any good quality tripod stand or bass cabinet mounted extension pole.



Introduced in the winter of 2006 the superb MRL5 capitalises on the success of previous GX, MR and D Series 2 way models using 15" LF drivers.

The MRL5 maintains a high standard of speech and music clarity throughout the audio range with the added advantages of smaller size and a significant weight reduction over original 15" 2 way model.

A smooth, highly efficient 15" bass drive unit features a neodymium magnet assembly whilst a superb 2" compression driver offers subtle, accurate detail in the upper response band.

The MRL5 offers premium performance as a Front Of House PA box, stage wedge, drum fill or side fill.

It may be flown in horizontal and vertical mode - a 35mm stand mount is also a fitted

Touring the MRL5

Versatility is the keyword with all SHERMANN Audio products and the MRL5 has been designed to maximise use within a wide variety of system combinations.

This compact, lightweight multi role workhorse is supplied with two strategically placed handles to assist loading or stacking.

A fully recessed, heavy duty 35mm pole mount is supplied as standard along with a GS-TA4 flying track set for use with a GS-F4 flying bracket.

Installing the MRL5

The numerous advantages of fully equipped SHERMANN Audio touring boxes are also available to the installer.

From a fully equipped install model to a totally basic version with no handles, stand mount or flying fittings the MRL5 may also be specified in a variety of painted finishes.

Our expertise in the installation market allows us to offer superb sounding systems which are highly efficient, cost-effective and fully compatible with our customer's requirements.

Technical Specifications

System

Format	3 way Passive
Network	PCN-3
Nom' impedance	8 ohms
Hi-pass filter (-3dB point)	40Hz / 4th order
Rec' amp' power @ 8 ohm	350 - 600 watts rms
Continuous Programme	1200 watts

Performance

Sensitivity @ 1w/1m	99 dB
Maximum output	129 dB @ 1m
Frequency response	50 Hz - 17.5 KHz
Dispersion > 0.6 KHz	80° x 40°

Drive unit - LF

Drive unit size	385 mm / 15"
Voice coil diameter	76 mm / 3"
Chassis	cast aluminium
Magnet	neodymium
Mounting	5mm caphead bolts x 8

Drive unit - MF

Drive unit size	N/A
Voice coil diameter	
Chassis	
Magnet	
Mounting	

Drive unit - HF

Drive unit size	51 mm / 2"
Voice coil diameter	76 mm / 3"
Magnet	ferrite
Diaphragm	titanium
Horn mounting	6mm c/s socket bolts x 4

Dimensions

Height	667mm (26.25")
Depth	367 mm (14.50")
Width	447 mm (17.60")
External volume	88 lts (3.08 ft ³)
Weight	24.3 Kgs (54.5 lbs)

Connections

Speakon NL4
pin 1+ **hot** / pin 1- **cold**

*Sockets are parallel linked on all pins
eg. 1+ to 1+ (see diagram)*


Crossover frequencies

High pass (full range mode)
40Hz 4th/8th order Linkwitz-Riley or
Butterworth filtering


High pass (with SHERMANN Audio LF
systems)
100 - 120Hz 4th order Linkwitz-Riley

* Options must be requested at time of ordering.

MRL5

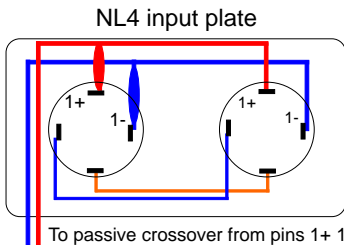


367mm

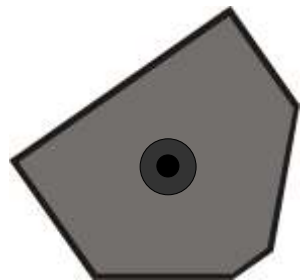
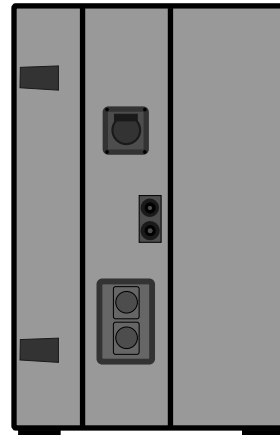


447mm

667mm



To passive crossover from pins 1+ 1-



438mm

Speaker Cables

We recommend the use of **2.5mm²** or **4mm²** OFC cabling with all SHERMANN Audio full range cabinets.

Wherever possible, cable lengths should not exceed **5 metres** for 4 ohm loading (*2 x 8ohm MRL5 in parallel*); cabinet link cables should not exceed 1 metre.

Please call for details on SHERMANN Audio cables - contact info' shown below.

Please note

We would like to draw your attention to the likelihood of hearing damage from prolonged exposure to high sound pressure levels.

Care should be taken when using cabinets in close proximity to the audience, musicians or artists.

For further information on the safe operation of any SHERMANN Audio product please fax, call or email us - contact details are shown below.

The information within this data sheet is accurate and correct at the time of publication.

It is recommend that all technical information is verified with the company before inclusion in quotations or tender documents.

The company will not be held responsible for losses or difficulties arising from errors, changes or omissions.

Tel: +44 (0)8456 44 22 09 (01686 622 997)

Fax: +44 (0)1686 623 233

Email: sales@shermann.com

Web: www.shermann-audio.com

Exterior fittings

Handle (top & bottom)
Recessed insert type

Finish

Textured Protective Coating or TRC paint.

Grille

Heavy duty steel mesh c/w acoustically transparent foam and engraved logo.

Skids

Bottom mounted easily replaced 15mm plywood skids

Flying Points (supplied)

GS-TA4 dual side and rear mounted track for horizontal and vertical flying

Construction

Cabinet shell


15mm multi-laminate Scandinavian birch plywood.

Baffle assembly

18mm multi-laminate Scandinavian birch plywood.

For optimum performance and system protection we recommend the use of a digital loudspeaker management unit within systems incorporating the MRL5.

Ashly, BSS, DBX, Klark-Teknik, Void and XTA offer suitable models which may be loaded with preset configurations to enable successful operation within any SHERMANN Audio system.



SHERMANN Audio

The A Series